

Average number of cases per year in 2017-2021	Average number of deaths per year in 2017-2021	Number of survivors at end of 2021 (25-year prevalence)
<b>1,310</b>	<b>289</b>	<b>12,654</b>

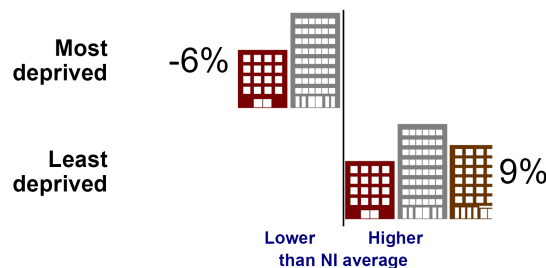
## Odds (1 in ...) of developing prostate cancer

(Diagnosed 2017-2021)



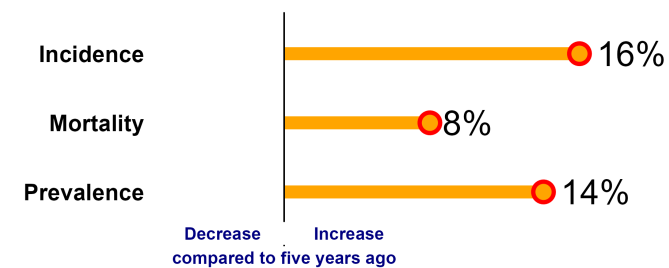
## Incidence and deprivation

(Diagnosed 2017-2021)



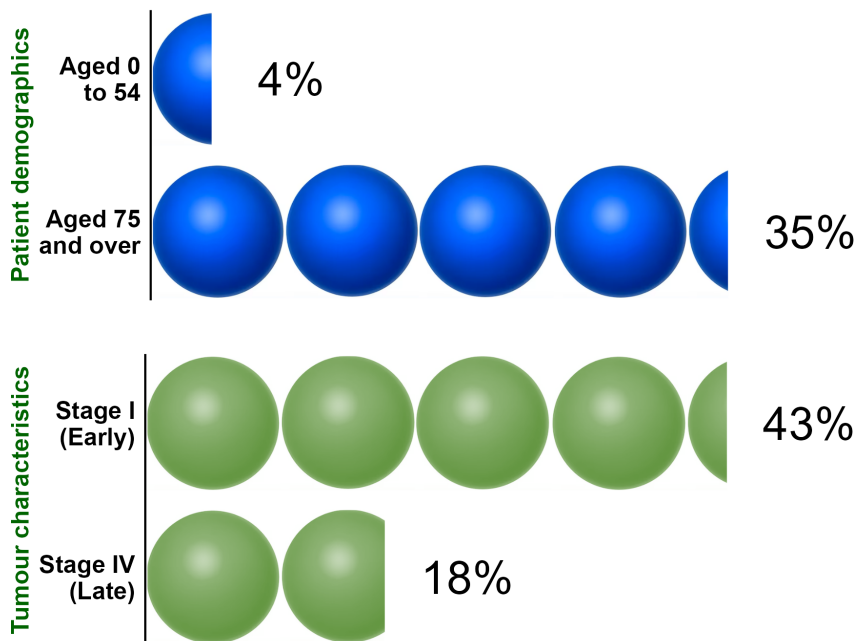
## Trends in prostate cancer

(Cases/deaths: 2017-2021 vs 2012-2016 ; 10-year prevalence: 2021 vs 2016)



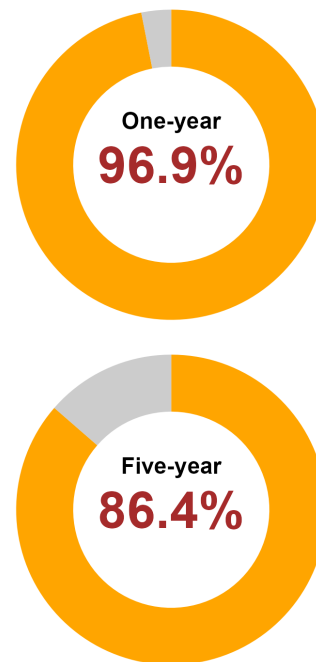
## Key characteristics

(Diagnosed 2017-2021)



## Survival

(Diagnosed 2012-2016)



## Survival characteristics

(Five-year survival, Diagnosed 2012-2016)

